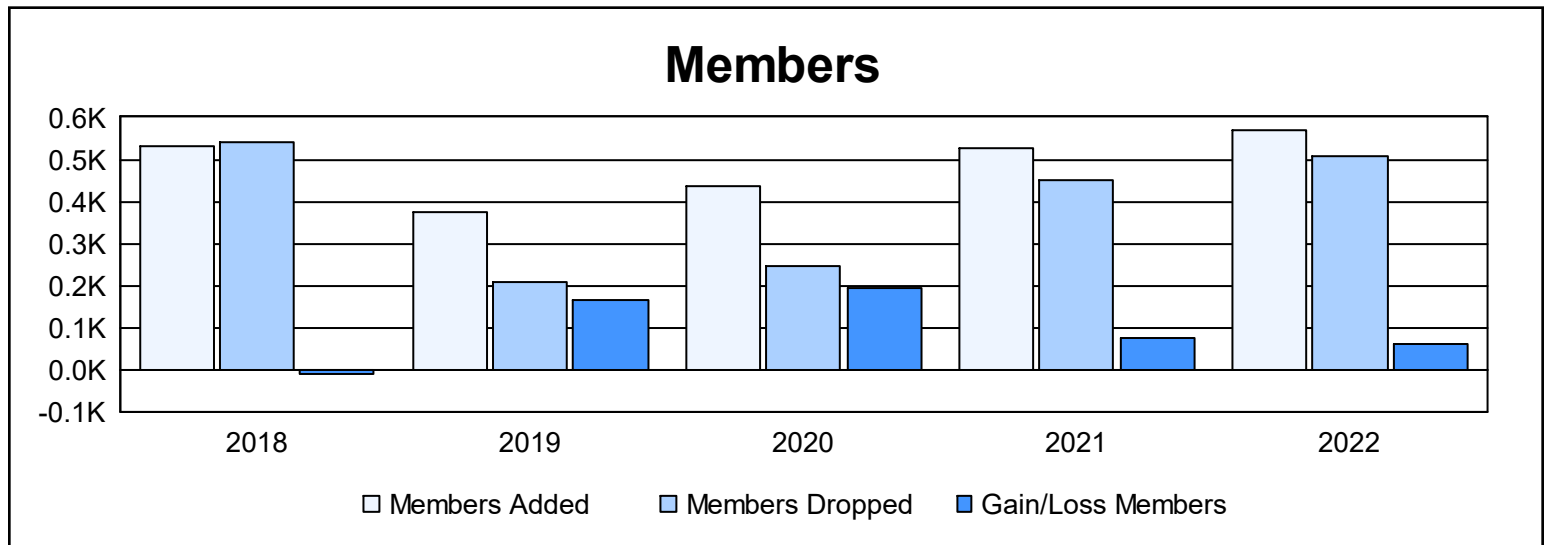
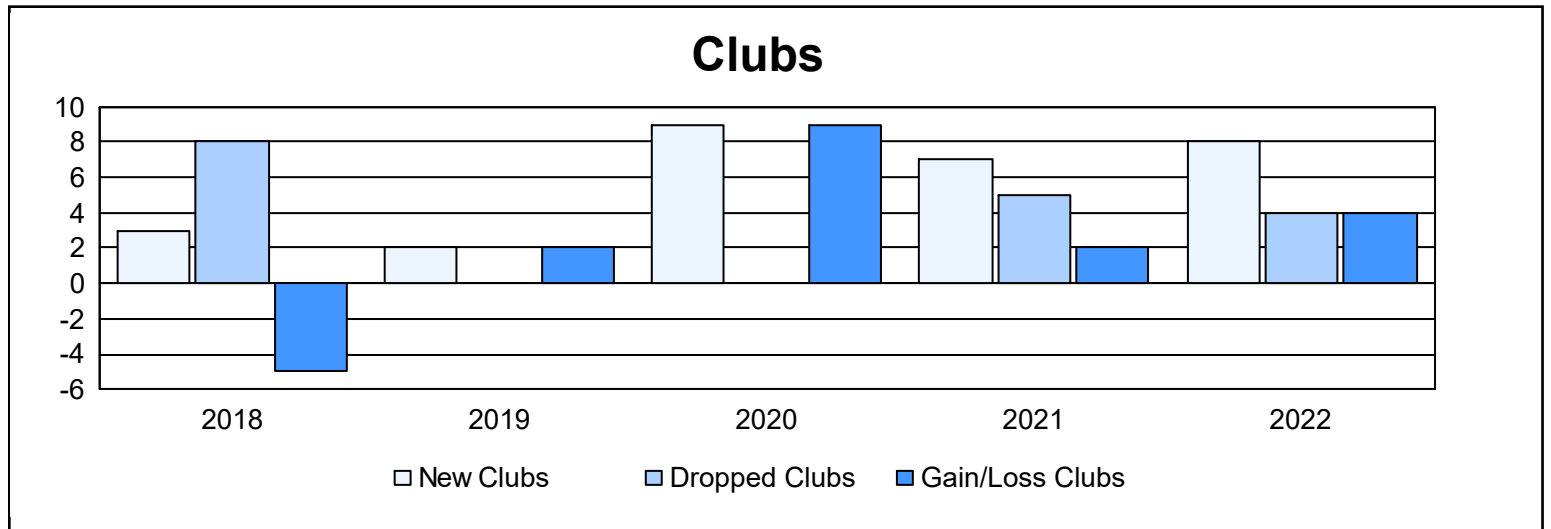
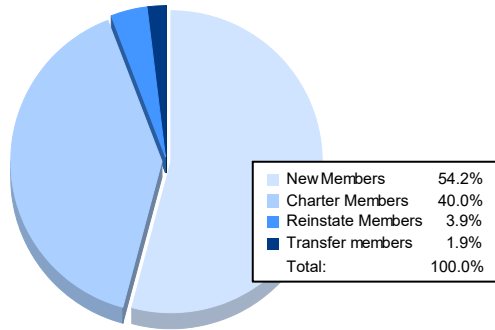


Year	New Clubs	Dropped Clubs	Gain/ Loss Clubs	New Members	Charter Members	Reinstate Members	Transfer Members	Total Member Added	Total Members Dropped	Gain/ Loss Members
2017-2018	3	8	-5	225	171	132	2	530	539	-9
2018-2019	2	0	2	221	74	71	8	374	207	167
2019-2020	9	0	9	202	212	22	2	438	245	193
2020-2021	7	5	2	295	198	24	9	526	451	75
2021-2022	8	4	4	308	227	22	11	568	505	63
<b>Average</b>	<b>6</b>	<b>3</b>	<b>2</b>	<b>250</b>	<b>176</b>	<b>54</b>	<b>6</b>	<b>487</b>	<b>389</b>	<b>98</b>



### Membership Composition June 2022 Cumulative



### Gender Composition June 2022 Cumulative

